



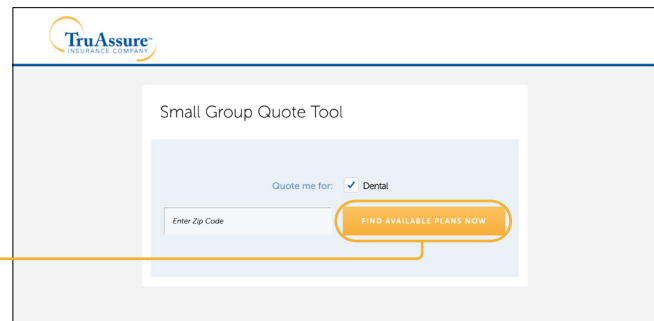
Broker How-To Quote

Truly easy small group quoting.

We're all about making things easy for you to work with us. That's why our simple and convenient online quoting tool allows you to quickly create custom proposals for your small group clients (2-9 eligible employees). Our online tool also allows you to choose from a range of quoting options, such as a variety of annual maximums and deductibles, the option to waive waiting periods and more. You can even create multiple quotes and email them to clients with a few simple clicks.

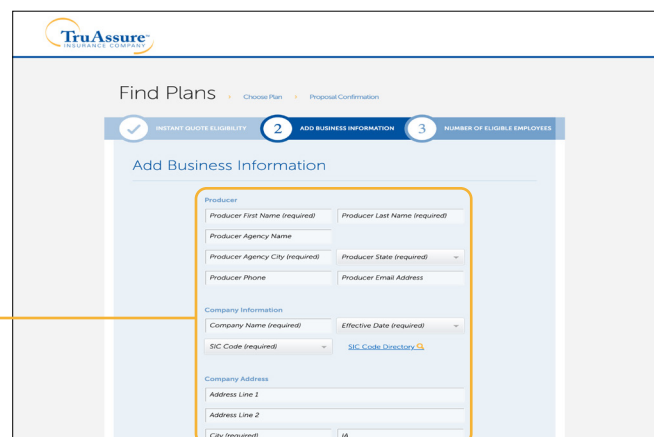
Visit TruAssureQuote.com to start quoting today!

- 1 Enter company ZIP code and click **Find Available Plans Now.**



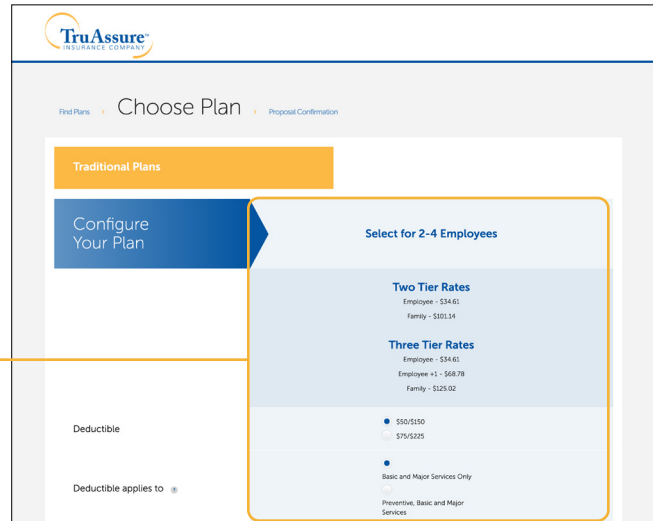
- 2 Check eligibility requirements for your client. If your client is eligible to use the online quoting tool, proceed to the next step.

- 3 Enter broker and company information. When finished, proceed to the next step.

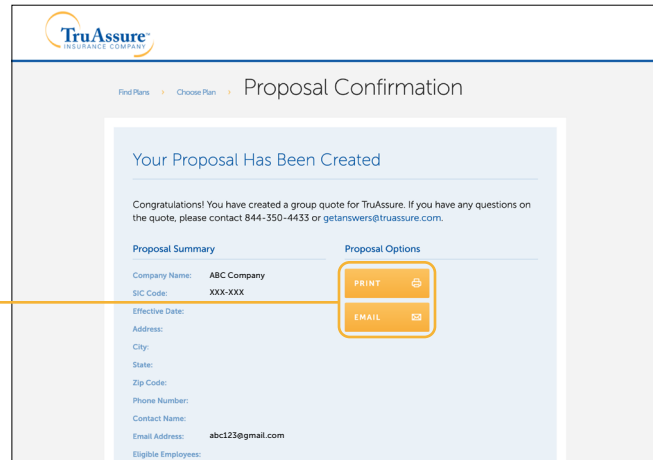


4 Select number of eligible employees and click [Next: Choose Plan](#).

5 Create a customized plan from a variety of options You can select from a range of annual maximums, choose a deductible, opt to receive orthodontia coverage (5-9 eligible employees only) and more. The rates automatically adjust as you select different options. Once you have made your final selections, click [Create Proposal](#).



6 Review the proposal summary and click [Print](#) or [Email](#) for a copy of your proposal.



For more information, contact us at **844-350-4433** or getanswers@truassure.com. We'll be happy to walk you through the online quoting process and answer any questions you may have.